

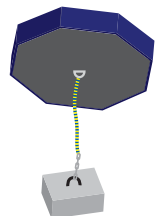
### OVERHEAD VIEW

Letters indicate anchor configuration

- = Anchor ring placement
- = Anchor weight 500 kg / 1102 lbs.
- = Anchor weight 100 kg / 220 lbs.

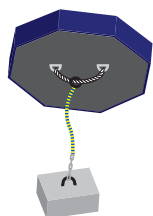


**B**



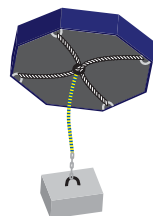
**A**

Vertical mooring line



**B**

2-way bridle and vertical mooring line

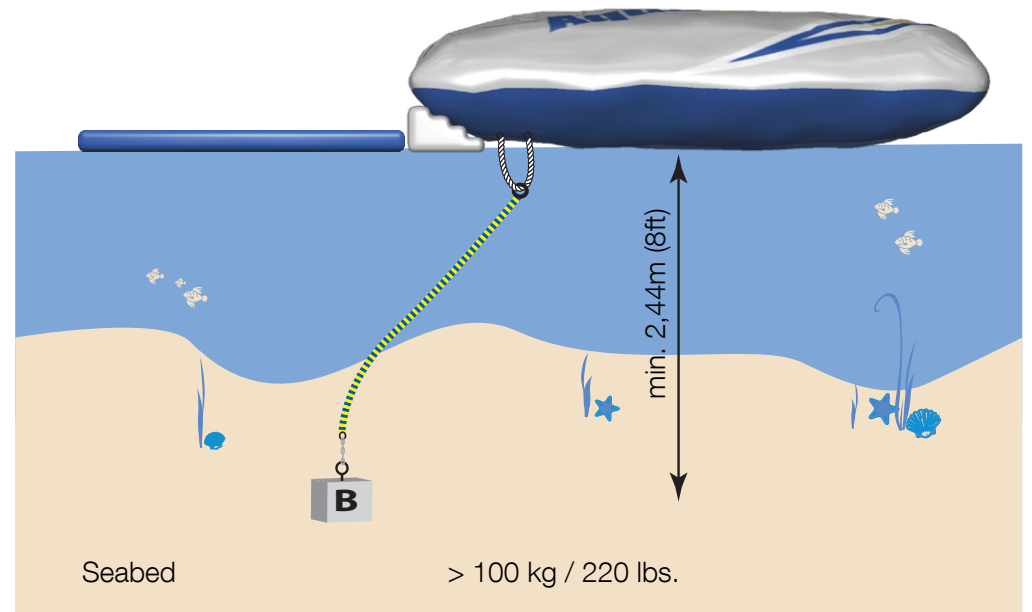


**C**

2 x 2-way bridles and vertical mooring line

Letters indicate type of mooring method

### SIDE VIEW



#### Anchor requirements for lakes / open sea

- 1 x Anchor weight 100 kg / 220 lbs.
- 1 x 2meter vertical mooring lines
- 1 x 2-way mooring bridles

#### Blast Bag Specs:

Size: L 12' x W 5.4' x H 3'  
(L 3,7m x W 1,7m x H 1m)

Anchor Rings: 2

#### Water Depth

Minimum - 2,44m (8ft)

The weight data refers to the anchoring in Ocean conditions (extreme weather, waves, etc.). The weights needed for anchoring in locations with calmer conditions (no waves, calm wind) such as lakes is approximately 30% less.

