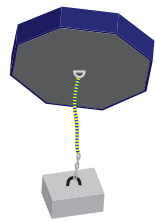


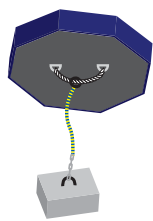
OVERHEAD VIEW

Letters indicate anchor configuration

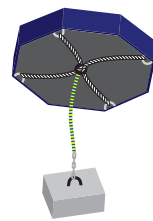
- = Anchor ring placement
- = Anchor weight 500 kg / 1102 lbs.
- = Anchor weight 100 kg / 220 lbs.



A
Vertical mooring line



B
2-way bridle
and vertical mooring line

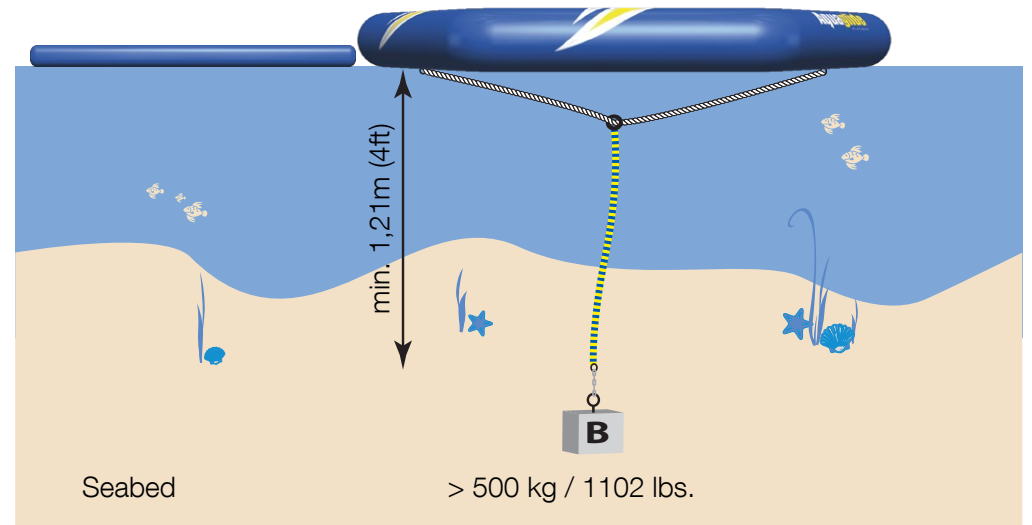


C
2 x 2-way bridles
and vertical mooring line

Letters indicate type of mooring method

SIDE VIEW

ANCHORING: There are 13 double Interloc rings along the waterline of Fiesta. These rings can be used to connect various accessories, and also for anchoring.
For Long-term anchoring and/or situations where high loads that may be generated, we recommend connecting in 2 positions on the product. This includes situations where Fiesta is integrated into a larger Aquapark or may be exposed to waves and/or strong winds.
For short-term anchoring of the Fiesta as a stand-alone item, under normal conditions it will be sufficient to connect the anchor line in one position on the product.



Anchor Requirements for lakes / open sea

- 1 x Anchor weight 500 kg / 1102 lbs.
- 1 x 2meter vertical mooring lines
- 1 x 2-way mooring bridles

Fiesta Specs:

Size: L 10' x W 9' x H 1'
(L 3m x W 2,7m x H 0,3m)

Anchor Rings: 0
D-rings Rings: 5,5,3

Water Depth

Minimum - 1,21m (4ft)

The weight data refers to the anchoring in Ocean conditions (extreme weather, waves, etc.). The weights needed for anchoring in locations with calmer conditions (no waves, calm wind) such as lakes is approximately 30% less.

