

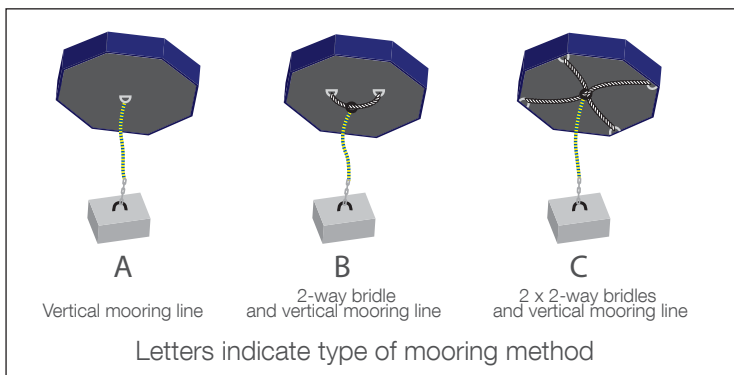
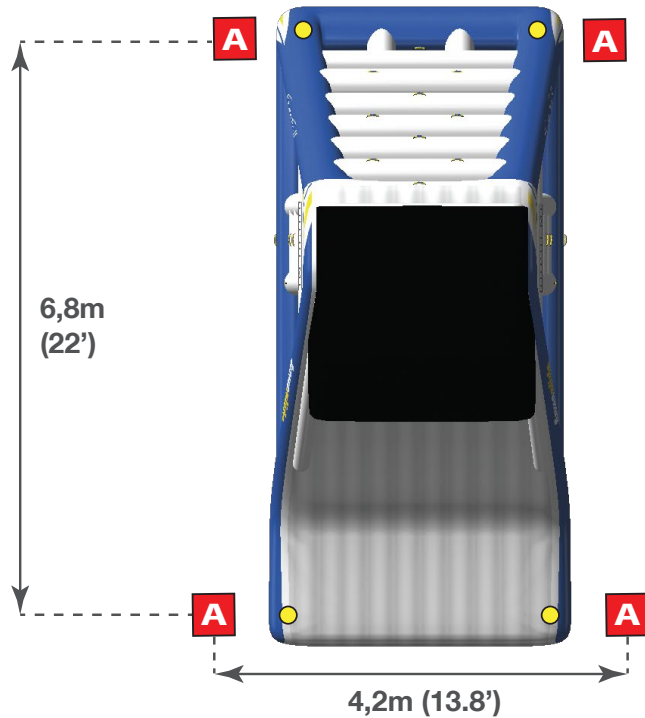
OVERHEAD VIEW

Letters indicate anchor configuration

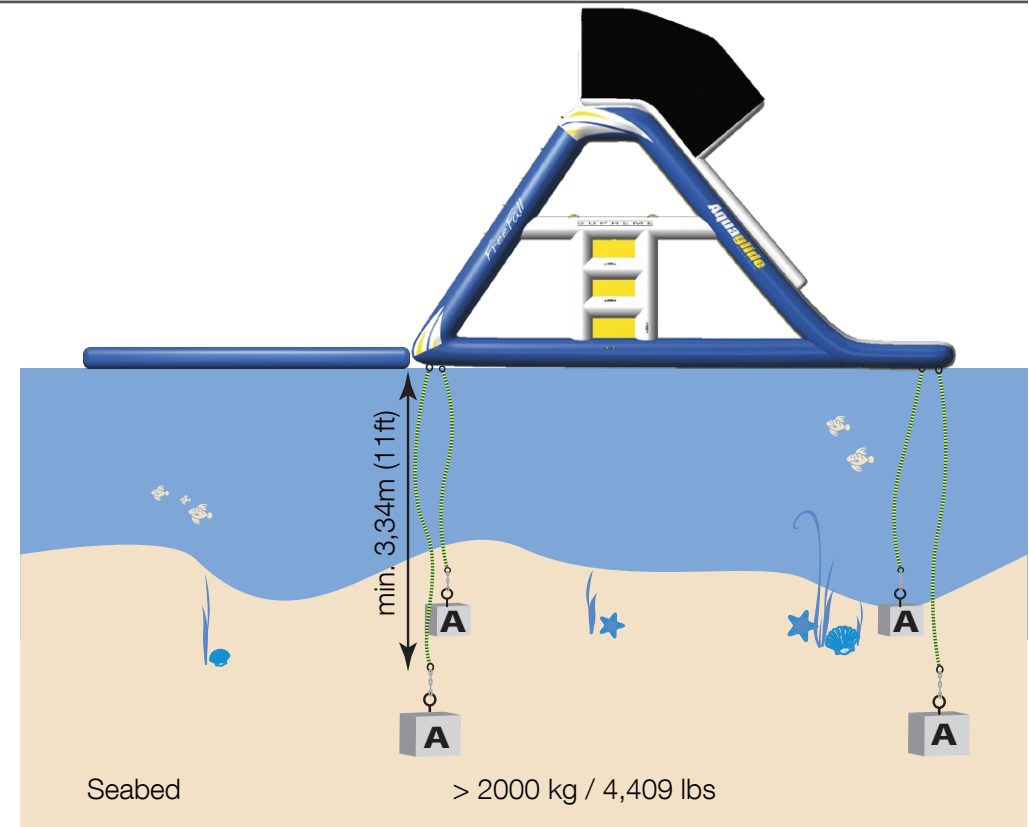
● = Anchor ring placement

■ = Anchor weight 500 kg / 1102 lbs.

■ = Anchor weight 100 kg / 220 lbs.



SIDE VIEW



Anchor Requirements for lakes / open sea

- 4 x Anchor weight 500 kg / 1102 lbs.
- 4 x 2meter vertical mooring lines

Freefall Supreme Specs:

Size: L 25.6' x W 12' x H 16.6'
(L 8m x W 3,8m x H 5,1m)

Anchor Rings: 4

Water Depth

Minimum - 3,34m (11ft)

The weight data refers to the anchoring in Ocean conditions (extreme weather, waves, etc.). The weights needed for anchoring in locations with calmer conditions (no waves, calm wind) such as lakes is approximately 30% less.

